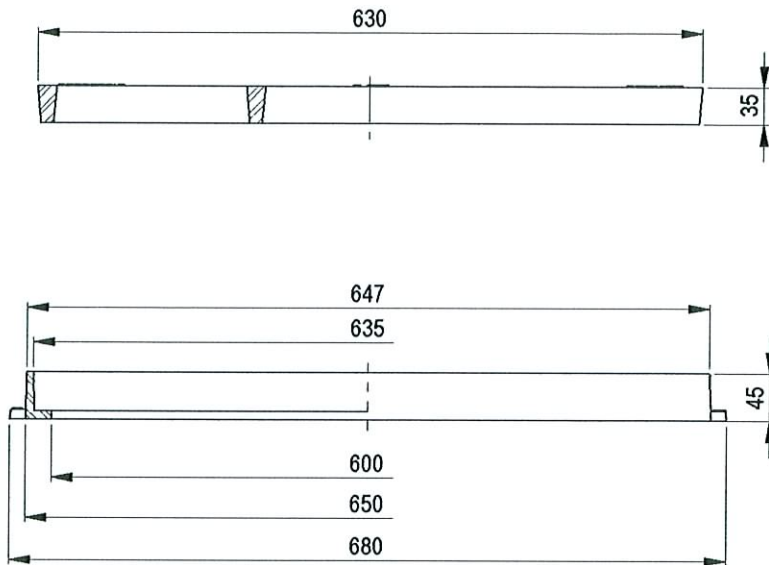
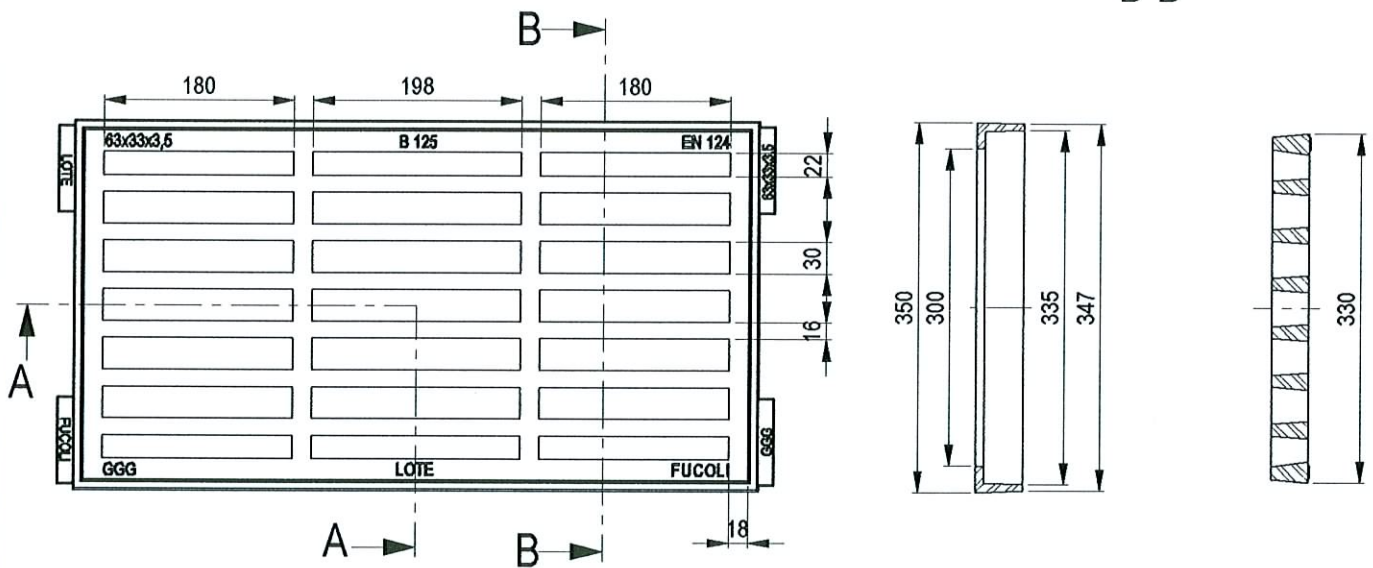


A-A



B-B




CÓPIA N.º 2

GRELHA **21** kg (cód. 203.06.074)

PESO APRÓX.

ARO **7,3** kg (cód. 203.09.086)



NOTA: ÂNGULOS DE SAÍDA +3°

DESENHOU	08/08/2006	RÚBRICA	[Signature]	MATERIAL	FERRO FUNDIDO NODULAR (DÚCTIL)		
APROVOU	09/08/2006	RÚBRICA	[Signature]				
ESCALA	DESIGNAÇÃO				DESENHO Nº		
	GRELHA+ARO 63x33x3,5 B125 N T/ALMADA				203.03.049		
TOLER.	18 0	8062	CT 9		REV. Nº 0	FOLHA 1 DE 1	
						SUBSTITUI Des. 203.03.040 (rev. 2)	
						SUBSTITUIDO POR	